





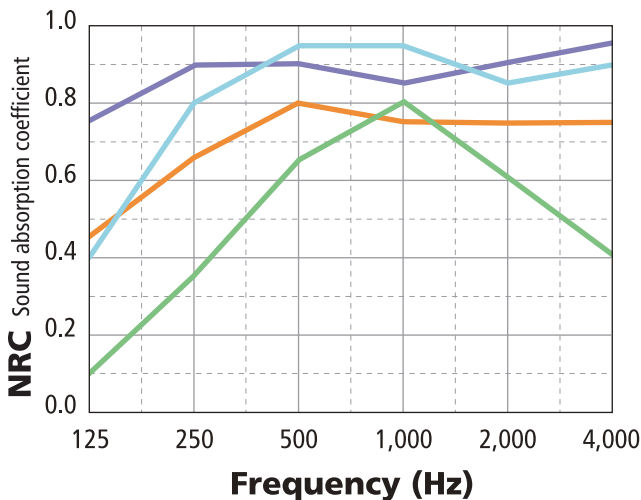
Stratum





Stratum Slotted panels are high density gypsum boards in 7 types of patterns. The panel width and border perimeters varies depending on the installation type and desired pattern effect.

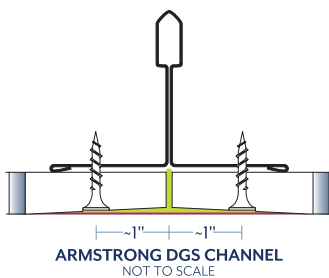
STRATUM SLOTTED

PERFORMANCE

-  **A 2-21, D0 (non-flammable)** according to DIN EN 13501
-  **Maximum Relative Humidity: 70%**
-  **Recycled Content: 86% (3% Post Consumer)**
-  **NRC: Up to .85**

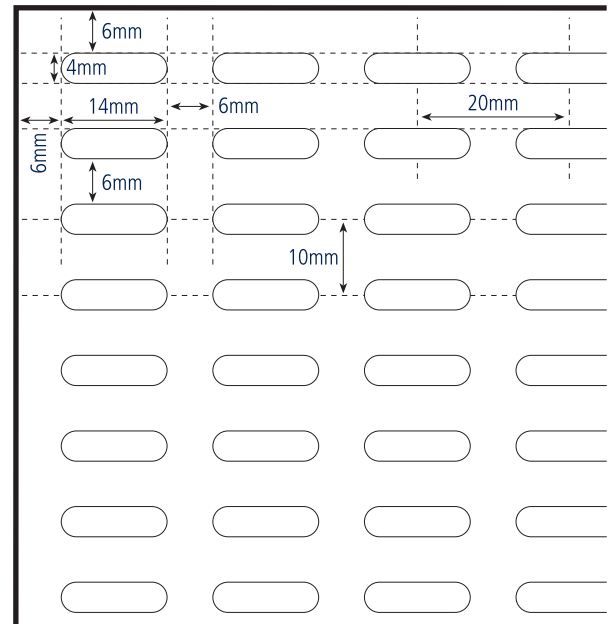


	Cavity Depth 2" Felt Only	0.10	0.35	0.65	0.80	0.60	0.40
	Cavity Depth 8" Felt Only	0.45	0.65	0.80	0.75	0.75	0.75
	Cavity Depth 2" with 2" fiberglass	0.40	0.80	0.95	0.95	0.85	0.90
	Cavity Depth 8" with 2" fiberglass	0.75	0.90	0.90	0.85	0.90	0.95



Joints are filled with **GypSorb Ready Mix** joint compound then skimmed over with **standard finishing compound**. Once dry, the joints are sanded smooth in order to receive prime and paint. See *Stratum Installation Principles* for further information.

100% size to show pattern



CHARACTERISTICS

Perforation Type:	Slotted
Board Thickness:	1/2" (12.5mm)
Non-woven Fabric Backing:	Off White Grey
Finish:	Unfinished paper face
Open Area:	13.3% - 15.8%
Weight:	1.76 lbs / s.f.

AVAILABLE BOARD SIZES

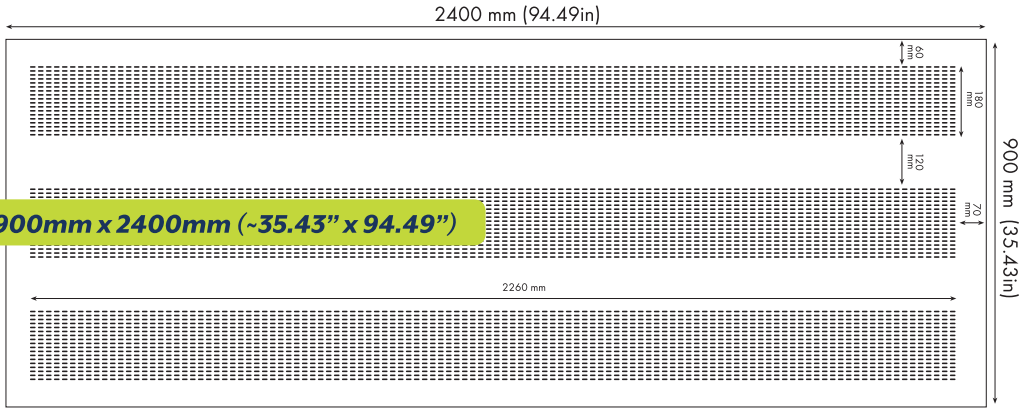
900 mm x 2400 mm (~35.43" x 94.49")

*900 mm x 2700 mm (~35.43" x 106.3")

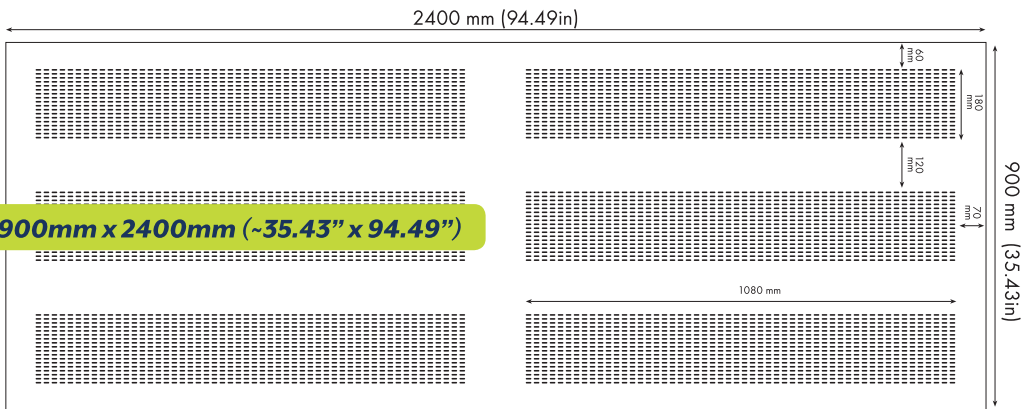
1200 mm x 2400 mm (~47.24" x 94.49")

*Limited to stock on hand

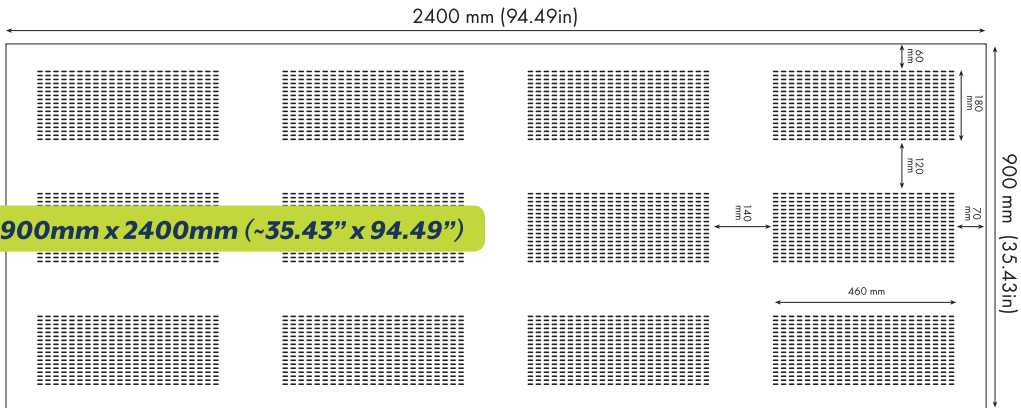




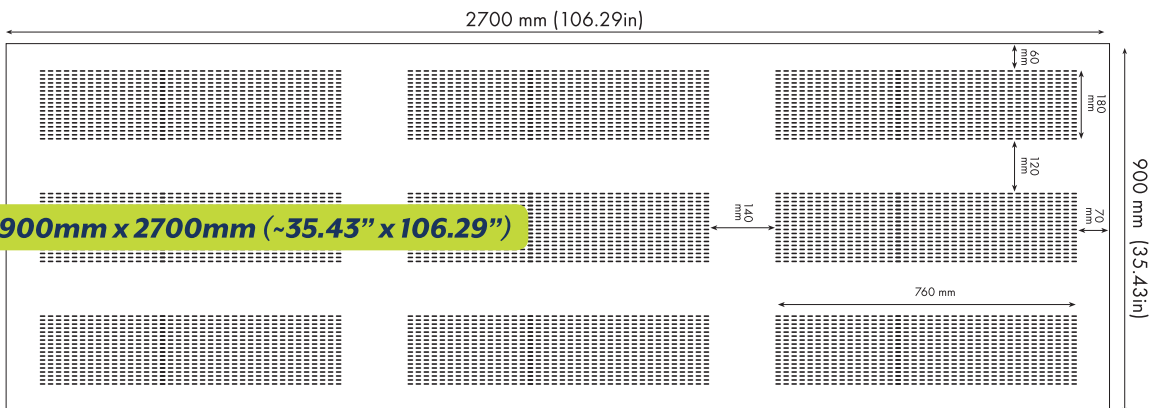
S 3/1900mm x 2400mm (~35.43" x 94.49")



S 3/2900mm x 2400mm (~35.43" x 94.49")

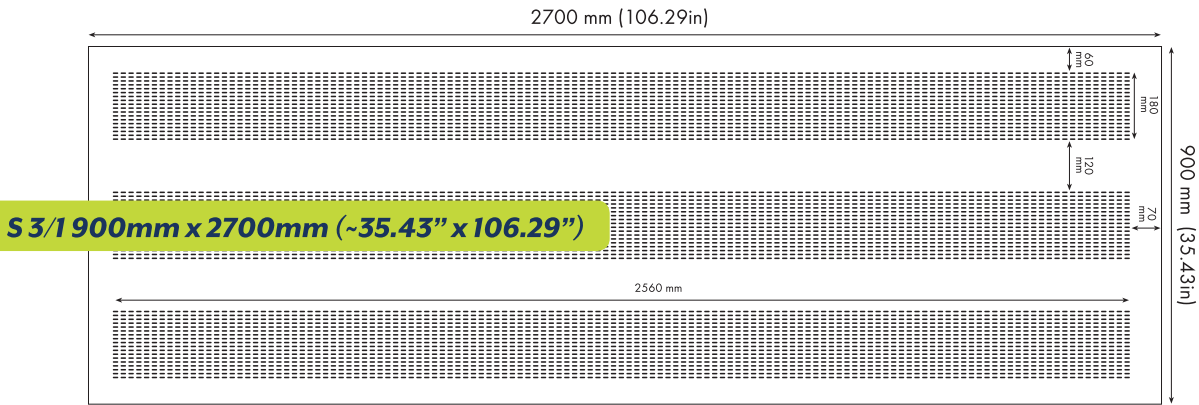


S 3/4900mm x 2400mm (~35.43" x 94.49")

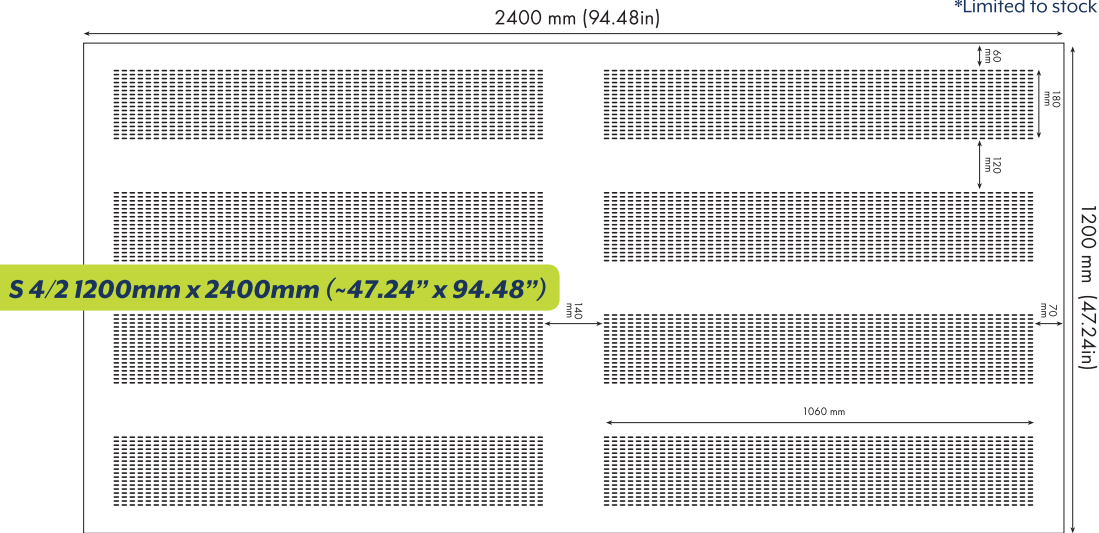


S 3/3900mm x 2700mm (~35.43" x 106.29")

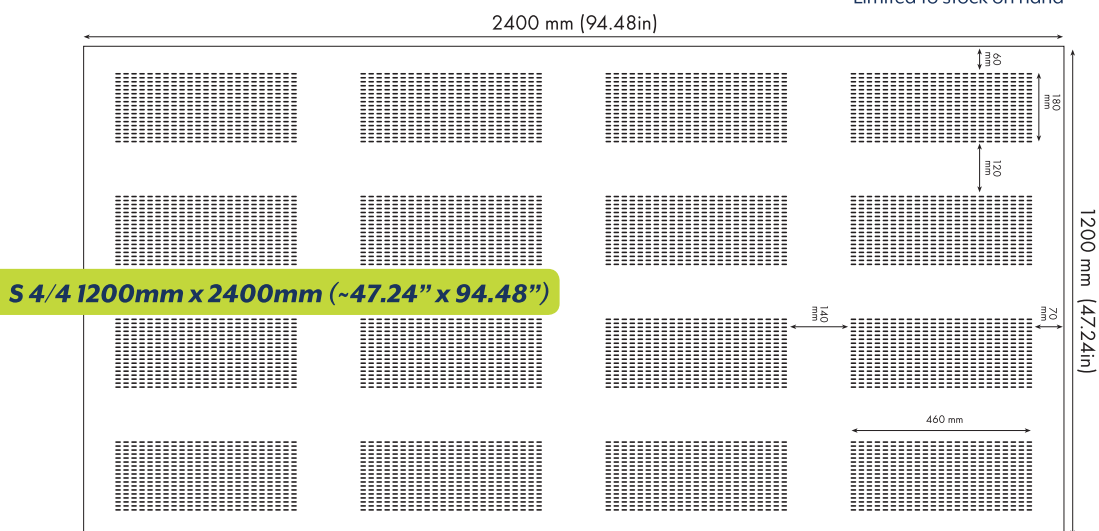
*Limited to stock on hand



*Limited to stock on hand



*Limited to stock on hand



*Limited to stock on hand