






Stratum

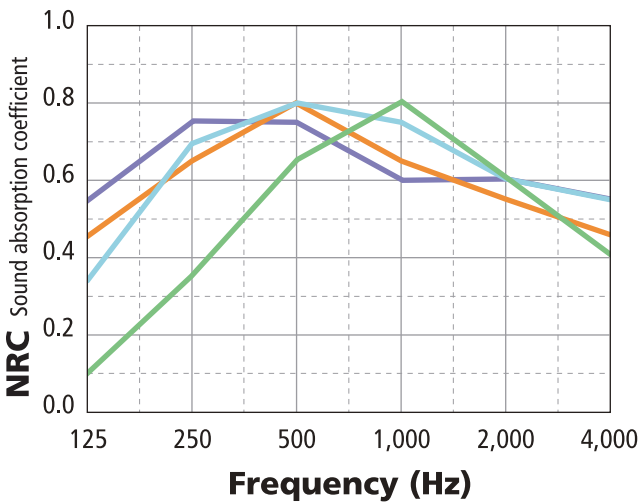


Stratum Round panels are high density gypsum boards in 3 types of patterns. The panel width and border perimeters varies depending on the installation type and desired pattern effect.

STRATUM ROUND

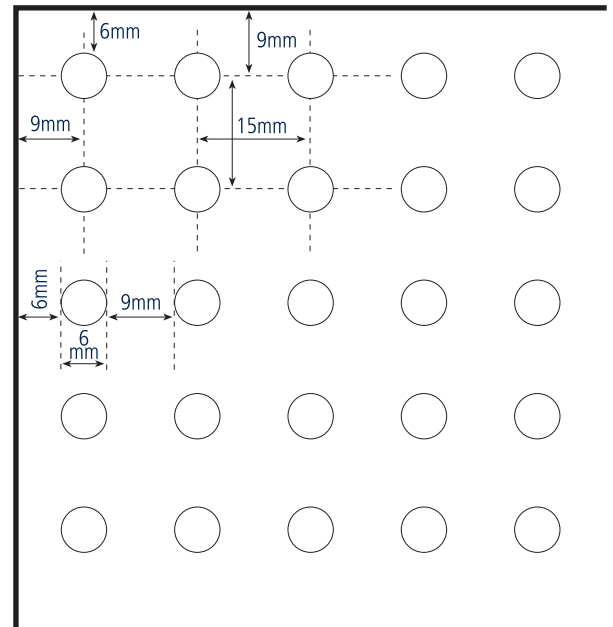
PERFORMANCE

-  **A 2-21, D0 (non-flammable)** according to DIN EN 13501
-  **Maximum Relative Humidity: 70%**
-  **Recycled Content: 86% (3% Post Consumer)**
-  **NRC: Up to .85**



| Configuration | 125 Hz | 250 Hz | 500 Hz | 1,000 Hz | 2,000 Hz | 4,000 Hz |
|------------------------------------|--------|--------|--------|----------|----------|----------|
| Cavity Depth 2" Felt Only | 0.10 | 0.35 | 0.65 | 0.80 | 0.60 | 0.40 |
| Cavity Depth 8" Felt Only | 0.45 | 0.65 | 0.80 | 0.65 | 0.55 | 0.45 |
| Cavity Depth 2" with 2" fiberglass | 0.35 | 0.70 | 0.80 | 0.75 | 0.60 | 0.50 |
| Cavity Depth 8" with 2" fiberglass | 0.55 | 0.75 | 0.75 | 0.60 | 0.60 | 0.55 |

100% size to show pattern



CHARACTERISTICS

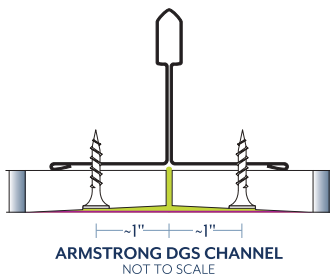
| | |
|---------------------------|-----------------------|
| Perforation Type: | Round |
| Board Thickness: | 1/2" (12.5mm) |
| Non-woven Fabric Backing: | Off White Grey |
| Finish: | Unfinished paper face |
| Open Area: | 7.1% - 9.8% |
| Weight: | 1.76 lbs / s.f. |

AVAILABLE BOARD SIZES

900mm x 2700mm (~35.43" x 106.3")


1200mm x 2400mm (~47.24" x 94.49")*

*Limited to stock on hand




Joints are filled with **GypSorb Ready Mix** joint compound then skimmed over with **standard finishing compound**. Once dry, the joints are sanded smooth in order to receive prime and paint. See *Stratum Installation Principles* for further information.

STRATUM ROUND



R 1/3 900mm x 2700mm (~35.43" x 106.30")



R 2/6 900mm x 2700mm (~35.43" x 106.30")

